


# English

## Quarter 4 – Module 6:

### Reading Approach to Vowel Digraphs



**English – Grade 3**  
**Alternative Delivery Mode**  
**Quarter 4– Module 6: Reading Approach to Vowel Digraphs “ai and ay”, “ea and ee”,**  
**“oo and oa”**

**First Edition, 2020**

**Republic Act 8293, section 176** states that: No copyright shall subsist in any work of the Government of the Philippines. However, prior approval of the government agency or office wherein the work is created shall be necessary for exploitation of such work for profit. Such agency or office may, among other things, impose as a condition the payment of royalties.

Borrowed materials (i.e., songs, stories, poems, pictures, photos, brand names, trademarks, etc.) included in this module are owned by their respective copyright holders. Every effort has been exerted to locate and seek permission to use these materials from their respective copyright owners. The publisher and authors do not represent nor claim ownership over them.

Published by the Department of Education  
Secretary: Leonor Magtolis Briones  
Undersecretary: Diosdado M. San Antonio

**Development Team of the Module**

**Writer:** Lorelie P. Sesaldo

**Editor:** Fe R. Torefranca

**Reviewers:** Janice A. Fernandez, Patrick John P. Peresores

**Illustrator:** Jizun M. Cabilogan

**Layout Artist:** Neil Edward D. Diaz

**Management Team:** Evelyn R. Fetalvero

Dee D. Silva

Janette G. Veloso

Eduard C. Amoguis

Analiza C. Almazan

Marilyn E. Sumicad

Ma. Cielo D. Estrada

Lourdes A. Navarro

**Printed in the Philippines by** \_\_\_\_\_

**Department of Education – Region XI**

Office Address: F. Torres St., Davao City

Telefax: (082) 291-1665; (082) 221-6147

E-mail Address: region11@deped.gov.ph \* lrms.regionxi@deped.gov.ph

# English

## Quarter 4 – Module 6: Reading Approach to Vowel Digraphs

# Introductory Message

For the facilitator:

Welcome to the English Three Alternative Delivery Mode (ADM) Module on Reading Approach to Vowel Digraphs “ai and ay”, “ ea and ee”, “ oo and oa”. This module was collaboratively designed, developed and reviewed by educators both from public and private institutions to assist you, the teacher or facilitator in helping the learners meet the standards set by the K to 12 Curriculum while overcoming their personal, social, and economic constraints in schooling.

This learning resource hopes to engage the learners into guided and independent learning activities at their own pace and time. Furthermore, this also aims to help learners acquire the needed 21st century skills while taking into consideration their needs and circumstances.

In addition to the material in the main text, you will also see this box in the body of the module:



## *Notes to the Teacher*

This contains helpful tips or strategies that will help you in guiding the learners.

As a facilitator, you are expected to orient the learners on how to use this module. You also need to keep track of the learners' progress while allowing them to manage their own learning. Furthermore, you are expected to encourage and assist the learners as they do the tasks included in the module.

For the learner:

Welcome to the English Three Alternative Delivery Mode (ADM) Module on Reading Approach to Vowel Digraphs “ai and ay”, “ ea and ee”, “ oo and oa”.

This module was designed to provide you with fun and meaningful opportunities for guided and independent learning at your own pace and time. You will be enabled to process the contents of the learning resource while being an active learner.

This module has the following parts and corresponding icons:



### *What I Need to Know*

This will give you an idea of the skills or competencies you are expected to learn in the module.



### *What I Know*

This part includes an activity that aims to check what you already know about the lesson to take. If you get all the answers correct (100%), you may decide to skip this module.



### *What's In*

This is a brief drill or review to help you link the current lesson with the previous one.



### *What's New*

In this portion, the new lesson will be introduced to you in various ways such as a story, a song, a poem, a problem opener, an activity or a situation.



### *What is It*

This section provides a brief discussion of the lesson. This aims to help you discover and understand new concepts and skills.



### *What's More*

This comprises activities for independent practice to solidify your understanding and skills of the topic. You may check the answers to the exercises using the Answer Key at the end of the module.



### *What I Have Learned*

This includes questions or blank sentence/paragraph to be filled in to process what you learned from the lesson.



### *What I Can Do*

This section provides an activity which will help you transfer your new knowledge or skill into real life situations or concerns.



### *Assessment*

This is a task which aims to evaluate your level of mastery in achieving the learning competency.



### *Additional Activities*

In this portion, another activity will be given to you to enrich your knowledge or skill of the lesson learned.



### *Answer Key*

This contains answers to all activities in the module.

At the end of this module you will also find:

### ***References***

This is a list of all sources used in developing this module.

The following are some reminders in using this module:

1. Use the module with care. Do not put unnecessary mark/s on any part of the module. Use a separate sheet of paper in answering the exercises.
2. Do not forget to answer *What I Know* before moving on to the other activities included in the module.
3. Read the instruction carefully before doing each task.
4. Observe honesty and integrity in doing the tasks and checking your answers.
5. Finish the task at hand before proceeding to the next.
6. Return this module to your teacher/facilitator once you are through with it.

If you encounter any difficulty in answering the tasks in this module, do not hesitate to consult your teacher or facilitator. Always bear in mind that you are not alone.

We hope that through this material, you will experience meaningful learning and gain a deep understanding of the relevant competencies. You can do it!



## *What I Need to Know*

In this module, you will learn to read words with vowel digraphs: 'ay', 'ai', 'ea', 'ee', 'oo', and 'oa'.

This module is designed and written with you in mind. It is here to help you master how to read and spell words properly with vowel digraphs "ay" and "ai", "ea" and, "ee", "oo" and "oa".

The scope of this module is applied in different learning situations. The language used recognizes the diverse vocabulary level of students. The lessons are arranged to follow the standard sequence of the course. But the order in which you read them can be changed to correspond with the textbook you are now using.

At the end of this module, you are expected to:

- Read words with vowel digraphs ai (pail) and ay (bay), ea (tea), ee (teeth), oo (food), oa (road). ( EN3PWRIVa-b-8 ; EN3PWRIVd-e-22 and 29)
- Match words, phrases, and sentences containing these words with pictures.
- Spell words that were introduced during word recognition.




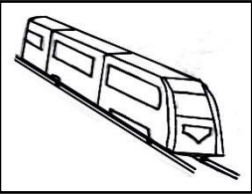
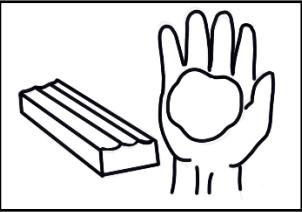



## *What I Know*


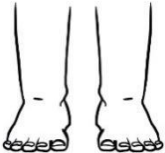


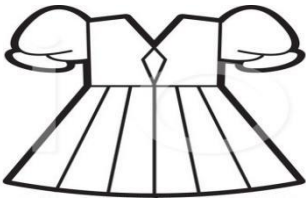
Before you proceed to the activities found in this module, do the pre-test below.

Find the matching sentences in column B from the pictures in Column A. Write the letters of your choice in a separate sheet of paper.


### A . Vowel Digraphs with "ai and ay"


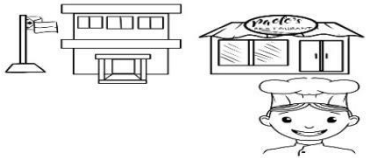


Column A	Column B
1. 	a. The train has just gone.
2. 	b. She made a beautiful clay model of a flower.
3. 	c. The snail went back into its shell.
4. 	d. Let us wait until the rain stops.

### B. Vowel Digraphs with "ea and ee"

Column A	Column B
1 	a. Chubby loves to eat.
2 	b. Bernie buys a new pair of jeans.
3 	c. An eel has no scales.
4 	d. I like the green dress.
5 	e. Each child has two feet.

### C. Vowel Digraphs with "oo and oa"

Column A	Column B
1. 	a. Every noontime, the school children and teachers crowd into his place, and many more stand near the road.

2.		b. Cardo has a small canteen near the school.
3.		c. He cooks delicious and nutritious food.
4.		d. The cooked food smells good.
5.		e. Cardo is a good cook.

## Lesson

# 1

## English: Reading Approach to Vowel Digraphs



### *What's In*

Now that you have an idea of what this module covers, are you excited to get started? Remember that when you do the

following activities diligently, you will have the skills necessary to help you communicate better in English. Good luck as you begin!

Direction: Read the sentences in Column A and match them with the pictures in Column B. Write only the letter of your answer on the space provided before the number.

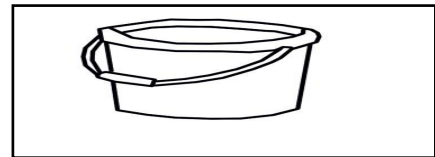
Column A

Column B

A. Vowel digraphs "ay" and "ai"

\_\_\_ 1. My favorite color is gray.

A.



\_\_\_ 2. I will buy a new pail.

B.



\_\_\_ 3. My birthday is in May .

C.



B. Vowel digraphs "ea" and "ee"

\_\_\_ 1. Anton eats lots of foods.

A.




\_\_\_\_ 2. He got high grades

B.



\_\_\_\_ 3. Mely bakes a cake.

C.




C. Vowel digraphs "oo" and "oa"

Column A

\_\_\_\_ 1. Perla is in her room.

A.




\_\_\_\_ 2. Jason slices the loaf into four.

B.



\_\_\_\_ 3. Rita wears a torn coat.

C.





### *Notes to the Teacher*

The teacher will give an overview to Vowel Digraphs in the English Language. You can introduce a song or a verse applying these common digraphs to activate their prior knowledge.



### *What's New*


## Digraphs

A digraph in the English language is a group of two successive letters that represent a single sound. The common ones are the vowel digraphs which include the “ay” and “ai”, “ea” and, “ee”, “oo” and “oa”.

Now, are you ready for the next activity? Since you are ready, let us get started.

### Activity 1

What did you see in the picture?




Yes, you are right! It is a picture of paint. The word **paint** is an example of words with digraphs ai.

Now, write the word paint on the blanks.

1. \_\_\_\_\_

How about this picture? What are the children doing?



Yes, you are right! The children are playing. The word **play** is an example of words with digraphs ay.


Now, write the word **play** on the blanks.


2.    \_\_\_\_\_

## Activity 2

Can you think of words with “ea” and “ee”?

Try to unscramble these letters for you to create words with “ea” and “ee”.

	I	F	a	E	
---	---	---	---	---	--

	I	e	p	e	
---	---	---	---	---	--

*You are correct if you answered **leaf** on the first box and **peel** on the second box!*

## Activity 3

Direction: Read the phrases in Column A and match them with the pictures in Column B. Write the letter of your answers on the space provided before the number.

## Column A

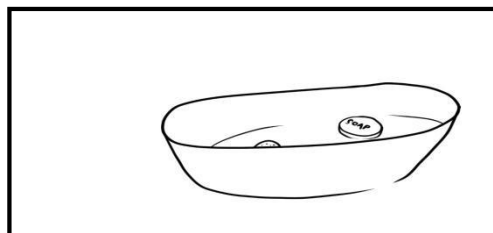
\_\_\_\_\_ 1. two fat goats

\_\_\_\_\_ 2. round soap in the basin.


\_\_\_\_\_ 3. a loose door

## Column B


A.



B.



C.



It is great that you have read and answered the activities above. Your effort will help a lot in the completion of this module. Are you ready to proceed?



## *What is It*

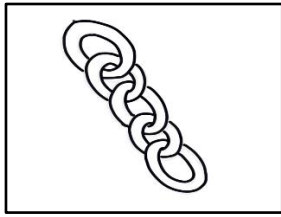
For you to know more about **vowel digraphs** "ai" and "ay", read and understand the Key Points carefully.

### Key Points


#### Vowel digraphs

- **Vowel digraphs** are a combination of **vowels** that combine to make a single vowel sound like the 'ai' in chain and 'ay' in pray.





chain



pray

Since you already know what a vowel digraph is, you are now ready to read more words with 'ai' and 'ay' on the chart.

rain		clay
mail		play
hair		stay

For you to know more about vowel digraphs "ea" and "ee", read and understand the Key Points carefully.

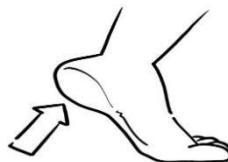
## Key Points

### Vowel digraphs

- **Vowel digraphs** are a combination of **vowels** to make a single vowel sound like the 'ea' in weak and 'ee' in sweep.




weak



heel

- The basic sounds of both vowels glide together.

Since you already know what a vowel digraph is, you are now ready to read more words with 'ea' and 'ee' on the chart.

beat		see
lead		meet
dear		breed

## Key Points

**Words with vowel digraphs “oo”.** Some words with vowel digraphs “oo” are read with long “oo” or long “u” sound and some with short “o” or short “u” sound. Words in letter group sound “ook” are read or pronounced as “uk”, with short “u” sound; Words in letter group “ood” are read or pronounced as “ud”, with short “u” sound.

For example:

**“Food”** is a word with vowel digraph “oo” read with long “oo” sound. It is not pronounced as “fod” but “food”.

**“Book”** is a word with vowel digraph “oo” read with short “u” sound. It is not pronounced as “bok” but “buk”.

**“Door”** is a word with vowel digraph “oo” read with long “o” sound. It is not pronounced as “dor” but “dɔr”.

**“Pool”** is a word with vowel digraph “oo” read with long “u” sound. It is not pronounced as “pol” but “pul”.

**“Room”** is a word with vowel digraph “oo” read with long “o” sound. It is not pronounced as “rom” but “rum”.

**Words with vowel digraph “oa”.** Some words with vowel digraph “oa” are read with short “o” and some with long “o or ow” sound.

For example:

“**Road**” is a word with vowel digraph read with “ow” sound. It is not pronounced as “rod” but “rowd”.


“**Board**” is a word with vowel digraph read with “o” sound. It is pronounced as “bord”.

“**Coat**” is a word with vowel digraph read with long “o” sound. It is not pronounced as “cot” but “kowt”.

“**Goat**” is a word with vowel digraph read with “ow” sound. It is not pronounced as “got” but “gowt”.

“**Loaf**” is a word with vowel digraph read with “ow” sound. It is not pronounced as “lof” but “lowf”.

“**Soap**” is a word with vowel digraph read with “ow” sound. It is not pronounced as “sop” but “sowp”

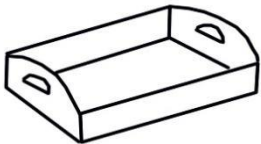







## *What's More*

Did you gain knowledge about words with vowel digraphs 'ai' and 'ay'? Now, you are ready to proceed to other activities.

### Activity 1: Complete Me





Directions: Choose the correct digraph to complete the word. Write your answer on a separate sheet of paper.



 1. tr__	ai	 2. h__	ai
	ay		ay
	ai		ai

 3. p _ _ l	ay	 4. m _ _ l	ay
 5. s n _ _ l	ay	 6. b _ _	ay

## Activity 2: Which is which?



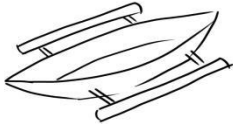
Directions: Choose the word that matches the picture. Write your answer on a separate sheet of paper.

1.  clean    green    seen	2.  bee    see    sea
3.  peach    meat    thread	4.  deep    sweep    tear

	
<p>5.</p> <p>bead      head      bleed</p>	<p>6.</p> <p>beach      bear      been</p>

### Activity 3: Watch and Match

Direction: Read the words in Column A and match them with the pictures in Column B. Write only the letter of your answer on the space provided before the number.

Column A	Column B
<p>_____ 1. foot</p>	<p>A. </p>
<p>_____ 2. wood</p>	<p>B. </p>
<p>_____ 3. boat</p>	<p>C. </p>



## *What I Have Learned*

Answer the following questions:

1. What is a vowel digraph?
2. Is it important to learn about vowel digraphs? Why?

1. **Vowel digraphs** are combination of vowels to make a single vowel sound like the 'ai' in pain and 'ay' in stray.

2. **Vowel digraphs** are also combination of vowels which make a single vowel sound like the 'ea' in plea and 'ee' in keep.

3. It is important to learn about digraphs because if you do not know that the two letters in a digraph has only one sound, you wouldn't be able to read words correctly.

**4. Words with vowel digraphs "oo".** Some words with a vowel digraph "oo" are read with long "oo" or long "u" sound and some with short "o" or short "u" sound. Words in letter group "ook" are read or pronounced as "uk", with short "u" sound; Words in letter group "ood" are read or pronounced as "ud", with short "u" sound.

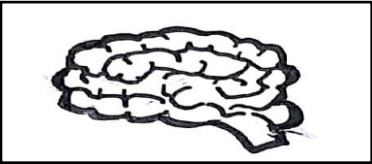

**5. Words with a vowel digraph "oa".** Some words with a vowel digraph "oa" are read with short "o" and some with long "o or ow" sound.






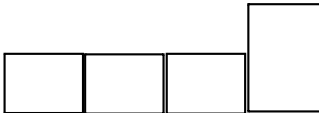
## *What I Can Do*


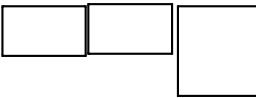
### Activity: Word Spelling



Directions: Look at the pictures and use the letterboxes for you to write the matching 'ai' and 'ay' words. Use a separate sheet for your answers.

1.  

2.  

3.  


4.  

5.  




### Activity: Is it 'ea' or 'ee'?

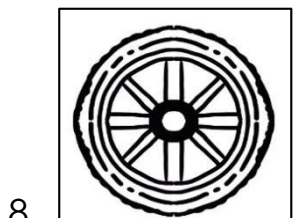
Directions: Complete the missing word in each sentence with ea or ee. Write the correct words on a separate sheet of paper.




6. The t\_\_m has five members.



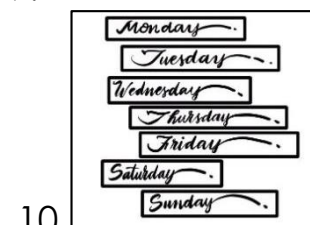
7. We need to protect the coral r\_\_f.



8. A bicycle has two wh\_\_ls.



9. I like to r\_\_d books.



10. There are seven days in a w\_\_k.

### Activity: Guess and What?

Direction: Look at the pictures below. Then, find the correct words in the box. Write your answer in the blank space provided under each picture.

#### Words with Vowel Diagraphs "oo" and "oa"

cook









food

book

cloak

road

loaf

room	pool	soar
boat	goat	soap
<p>1.</p>  <p>_____</p>	<p>2.</p>  <p>_____</p>	
<p>3.</p>  <p>_____</p>	<p>4.</p>  <p>_____</p>	
<p>5.</p>  <p>_____</p>	<p>6.</p>  <p>_____</p>	
<p>7.</p>  <p>_____</p>	<p>8.</p>  <p>_____</p>	


CONGRATULATIONS!

You are now ready to answer the assessment on the next page.  
GOOD LUCK!

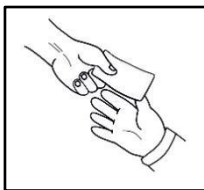


## *Assessment*


A. Vowel digraphs “ay” and “ai”  
Fill in the blank with the name of the picture on the left to complete the sentence. Write your answer on a separate sheet of paper.




1. Mark sits on a ch \_\_\_\_ \_\_\_\_.




2. Mother and I p \_\_\_\_ \_\_\_\_ our electric bill.



3. I s \_\_\_\_ \_\_\_\_ hello to my friends.



4. During summer, the d \_\_\_\_ \_\_\_\_ is hot.




5. Her h \_\_\_\_ \_\_\_\_ is long.

## A. Vowel digraphs "ea" and "ee"

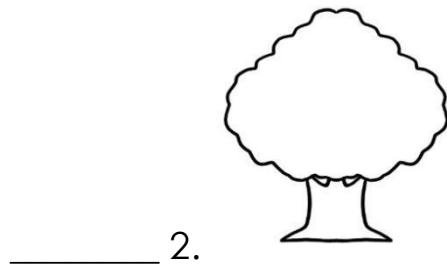
Look at the pictures in column A and match them with the phrases in column B. Write your answers on the space provided before the number.

Column A


Column B



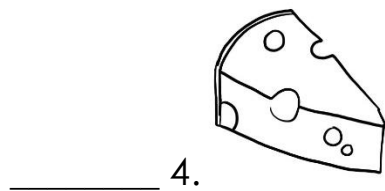
a. tasty **cheese**




b. a beautiful **queen**



c. big mango **tree**







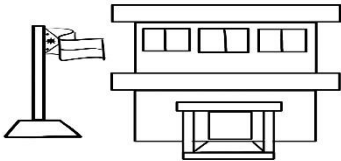
d. My teeth are **white**.



e. Aurelio likes to eat tuna sandwich.

B. Vowel digraphs "oa" and "oo"

Study the pictures carefully. Then, write the correct words under the pictures.






Words with Vowel Digraphs "oa" and "oo"				
coat	door	look	took	school
1.  _____	2.  _____			
3.  _____	4.  _____			
5.  _____				



## *Additional Activities*






## Activity 1

In your answer sheet, write the word that matches the picture.

1. 	trail
	Quail
2. 	May
	Ray
3. 	mail
	Rail
4. 	grain
	Stain
5. 	ray
	Say

## Activity 2

Look at the pictures. Choose the correct vowel blend for each picture.

1.  Sl__ _p	ea
	Ee
2.  T__ _ch	ea
	Ee
3.  Thr__ _	ea
	Ee
4.  P__ _nut	ea
	Ee
5.  W__ _d	ea
	Ee

## Activity 3

Directions: Encircle the words with vowel digraphs "oo" and "oa" found in the puzzle.

R	A	B	C	D	C	E
F	O	G	F	O	O	L
H	I	A	G	K	A	L
M	S	N	M	O	L	P

Q	C	R	S	T	U	C
V	H	W	X	Y	Z	L
G	O	O	D	A	B	O
C	O	D	E	F	G	A
H	L	O	O	K	I	K

Were you able to encircle the words with vowel digraphs “oo” and “oa” in the puzzle? Did you find it easy or difficult?

You may now check your answers in the self-check section at the end of the module.

Now, you have completed all the tasks in this module. Congratulations! You are now ready to proceed to the next module.



## Answer Key

<div> <div> 4. oi 5. oi 6. ay </div> <div> 4. sweep 5. head 6. beach </div> </div>	<div> <div> 4. way 5. gray 4. ea 5. ee </div> <div> 4. goat 5. road 6. room 7. pool </div> </div>	<div> <div> Additional Activities </div> <div> Activity 1 1. quail 2. may 3. rail 4. grain 5. say </div> </div>
<div> <div> Additional Activities </div> <div> Activity 2 1. ee 2. ea 3. ee 4. ea 5. ee </div> </div>	<div> <div> Additional Activities </div> <div> Activity 3 R A B C D C F O G F O L H I A G K A L  </div> </div>	<div> <div> Additional Activities </div> <div> Activity 3  </div> </div>



## *References*

DepEd. 2016. K to 12 Curriculum Guide English. Mil Flores Ponciano, et al.,2015

**For inquiries or feedback, please write or call:**

Department of Education - Bureau of Learning Resources (DepEd-BLR)

Ground Floor, Bonifacio Bldg., DepEd Complex  
Meralco Avenue, Pasig City, Philippines 1600

Telefax: (632) 8634-1072; 8634-1054; 8631-4985

Email Address: [blr.lrqad@deped.gov.ph](mailto:blr.lrqad@deped.gov.ph) \* [blr.lrpd@deped.gov.ph](mailto:blr.lrpd@deped.gov.ph)